

Cummins Onan

RV Generators



The Leader in Reliable Power on the Road





The Leader from Day One

Cummins Onan RV generators are built by Cummins Power Generation, the global leader in generator design and construction. For nearly 90 years, our generators have been providing reliable stationary and mobile power for cities, hospitals, shopping centers, military vehicles and fire engines around the world.

Since mass production of RVs began in the 1960s, Onan has led the way in reliable mobile power. With gasoline, LP and diesel-fueled units, Cummins Onan offers the most complete line of generators designed specifically for motorized and towable RVs.




Model CCK circa 1961

Designed and Built Specifically for RVs

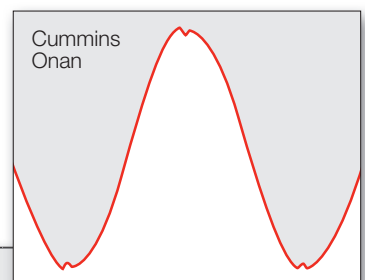
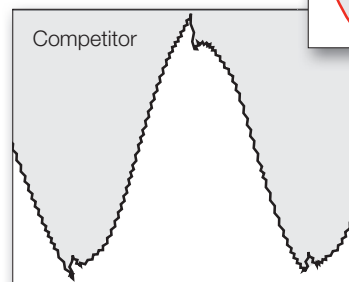
Our engineers devote some 100,000 work-hours to developing each new model. For example, we work hard to reduce noise and vibration. Every part is engineered specifically to provide efficient, quiet and reliable power in a compact configuration with easy access for service.

From the smallest gasoline model to the newest diesels with pure sine wave output, Cummins Onan generators meet or exceed the RV industry's power quality standard. You can trust a Cummins Onan generator to deliver consistent power to toasters as well as laptops.



This computer-aided simulation model tests generator intake and cooling airflow. We test each new generator design, mounted in a representative RV compartment, to ensure the generator will work as well in your RV as it does in the lab.

RV QD8000 wave form versus a competitive product under inductive load.



Note the competitor's wave form distortion, which can cause interference in electrical equipment.



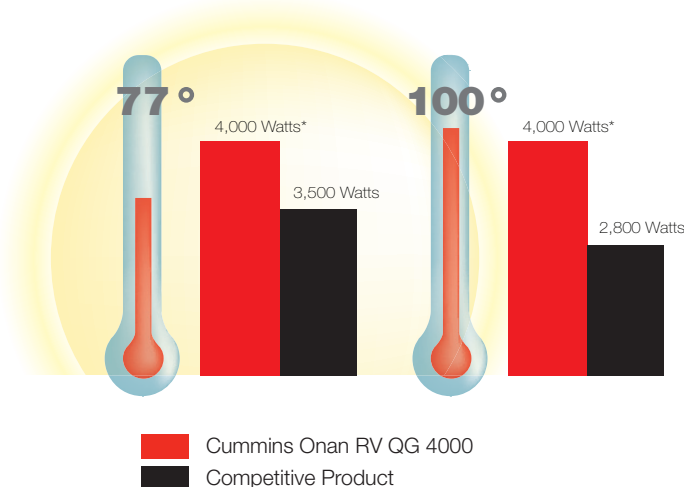
Quality Performance at High Temperatures and Altitudes

Internal combustion engines can suffer power output losses of up to 1% for every 10 °F increase in ambient temperature over 85 °F, and a 3.5% power loss for every 1,000-foot increase in altitude. Cummins Onan RV generators are built with sufficient power margin to provide rated power on even the hottest days and at high altitudes.

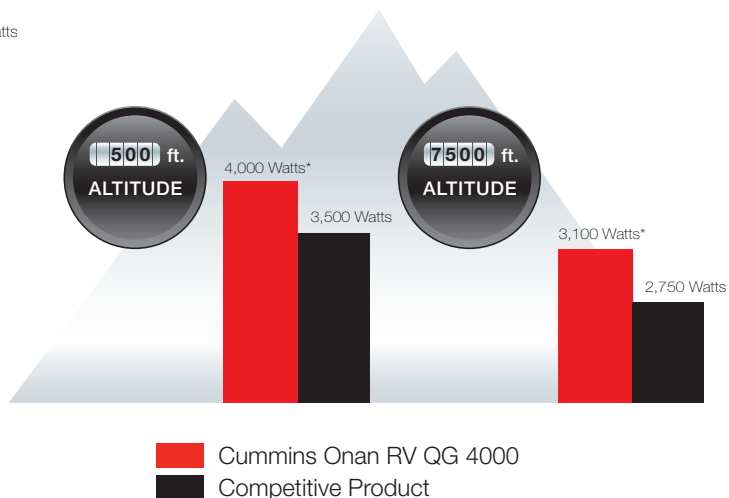
A comparison of a competitive generator to the RV QG 4000 shows why this is important. Even though a generator with rated watts may seem adequate to run a 13,500-BTU roof air conditioner, when higher temps and altitudes are encountered, the competitive unit's power degrades enough that it cannot run a single air conditioner.

So whether your travels take you to desert heat or mountain heights, your Cummins Onan generator is designed to keep on performing.

Consistent Power even at Las Vegas Temperature





Sufficient Power even at Yellowstone Altitude



*Actual power output may vary based on other environmental conditions or application.

Quiet Is a Priority

Whether you're dry camping in the quiet wilderness or spending time with friends in a campground filled with amenities, your generator's operating noise can make or break your getaway. That's why Cummins Onan puts so much effort into designing RV generators with the lowest operating noise levels available today.



Left:

This Quiet Diesel RV generator features the Cummins Onan clean-sheet approach to designing the quietest, most dependable auxiliary RV power sources.

- Mufflers
- Radiator/Coolant
- Alternator
- Diesel Engine
- Inverter

Advanced enclosed mufflers make Cummins Onan generators the quietest in the industry. A cast aluminum mounting base provides stability and vibration control. The powerful diesel engine, Cummins Onan alternator and Cummins Onan inverter work together efficiently to deliver consistent 120-volt power.



Above:

The new Acoustical Testing Center on the Fridley campus is the largest engine-testing facility of its kind in the world. The anechoic (no echo) chamber allows the precise measurement of noise output.

Left:

The state-of-the-art Acoustical Testing Facility on our Fridley campus helps Cummins Onan engineers design the quietest generators possible.



Convenience

The Installed Generator Advantage

RVing is all about enjoying nature and the open road without sacrificing the comforts of home. That goes for towables as well as motorhomes. Fifth wheels, SUTs, travel trailers — they all can have an installed generator, which makes a big difference in convenience.

No More Wrestling Matches

RVs with installed generators give you power at the push of a button. No wrestling a heavy portable out of the back of the pickup. What's more, there's no need to deal with small fuel tanks, and no worries about bad weather affecting the operation of the generator. Instead, when you are dry camping, the installed generator provides convenient power for the comforts of home, including A/C, refrigerator, range, lights, TV, stereos and more.

Speaking of push-button convenience, installed generators have a start/stop button placed right inside the towable RV. No searching for extension cords or yanking on a starter rope. Plus, installed generators are piped right into to an onboard gas tank (in the case of sport utility trailers) or LP tank, so they run a lot longer.

So when you're in the market for a towable, ask your dealer about the benefits of one that's gen-ready — or even better, one that comes with a Cummins Onan generator already installed.



Convenience

Energy Command™ Generator Controls

An Energy Command system from Cummins Onan is a low-cost, high-value enhancement that makes power management easy for any type of motorhome or towable package. There are three models.

EC-30W Wireless Autostart

The EC-30W system is a portable, wireless generator monitoring and autostart system that can be easily added to your RV in just minutes. It mounts on the wall or can move with you. Special features include:

- Battery-condition monitoring and automatic charging
- Programmable quiet times
- Automatic generator starting to support air conditioner operation if a pre-set temperature is exceeded
- Automatic generator to continue electricity usage if shore power is lost
- Control module recharging when plugged into a wall outlet

Best of all, because it's wireless, attachment of an easily installed module on your Cummins Onan generator is all that's needed to add these handy features.



EC-30 Installed Autostart with Enhanced Features

The EC-30 is a permanently installed and wired generator monitoring and autostart system with a number of convenient management features in addition to those in the EC-30W:

- Digital generator hour meter
- Diagnostic text messages
- Automatic battery charge prior to quiet times
- Built-in memory for all programmable settings

The EC-30 is a convenient, cost-effective system when installed by an RV OEM.

A basic EC-20 is also available, which includes battery and generator monitoring without autostart.



Energy Command

Model	20	30	30W
Battery Monitoring			
House battery bank state of charge gauge	•	•	•
House battery bank voltage	•	•	•
Engine battery bank voltage	•	•	•
Generator Monitoring			
Digital generator hour meter	•	•	•
Manual start/stop switch with digital readout	•	•	•
Service reminders	•	•	•
Diagnostic text messages	•	•	•

Model	20	30	30W
Automatic Generator Starting Functions			
Programmable "quiet time"		•	•
Look-ahead battery top-off feature prior to "quiet time"		•	•
Auto start/stop on low/full battery		•	•
Auto start/stop for up to three air conditioning systems or for temperature sense		•	•
Built-in memory for all programmable settings		•	•
Safety Feature			
Safety start inhibit feature		•	•



World-Class Service and Support

Cummins Onan RV generator owners are supported by the largest service network in the business — over 1,000 dealers and more than 150 Cummins distributor locations. In addition, there are 43 Coach Care™ RV service network locations in the U.S. and Canada that can take excellent bumper-to-bumper care of your motorized or towable RV.


Every Cummins Onan generator comes with an industry-leading 3-year/2,000-hour limited warranty. This coverage can be extended to 5 years/3,000 hours and may be transferred from the original owner to the next if the RV is sold during the warranty period.



Proper training ensures proper care.




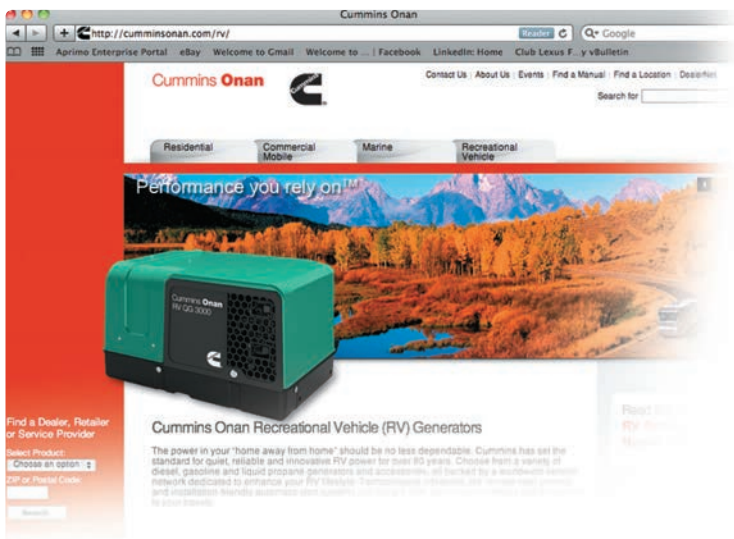
The Cummins Onan dealer network provides world-class parts, service and warranty support.



Across the U.S., Coach Care service centers are specially equipped and their service people trained to handle all RV service and repair needs. For more information, visit www.coachcarerv.com.

Coach Care™

Genuine Cummins Onan Parts and Online Information



Download the Cummins Onan RV Generator Handbook, your complete guide to living with and maintaining Cummins Onan RV generators.

Find the latest information on all Cummins Onan RV generators and generator accessories at www.cumminsonan.com/rv. Download owner's manuals, learn how to select the right generator, get warranty information and much more.

Green Label Parts

From filters to tune-up kits, genuine Cummins Onan Green Label Parts are made to exact product specifications to maximize the power output and life of Cummins Onan RV generators.



Green Label parts are available from all certified Cummins Onan RV service and parts dealers. Maintenance parts can also be ordered online on the Cummins Onan Parts and Manual Store at www.cumminsonanstore.com. Will-fit parts often contain cheaper materials that may damage your unit. Only genuine Green Label Parts deliver the performance you rely on.

Quiet Gas

Built to deliver quiet, reliable power for Sport Utility Trailers, Fifth-Wheels and Type A, B and C RVs, the Quiet Gas models from

RV QG 2800 RM (QG 2500 RM LP)



For small RVs, has external muffler, runs one 13,500 BTU a/c

RV QG 2800 (QG 2500 LP)



For small RVs, has enclosed muffler, runs one 13,500 BTU a/c

RV QG 4000 (QG 3600 LP)



For medium-size RVs, has enclosed muffler, runs one 15,000 BTU a/c

Generator ratings

Hertz	60	60	60
Watts	2,800 (2,500)	2,800 (2,500)	4,000 (3,600)
RPM	3,600	3,600	3,600
Volts	120	120	120
Amps	23.3 (20.8)	23.3 (20.8)	33.3 (30)
Weight	107 lbs	113 lbs	172 lbs

Dimensions

LxWxH – inches	19.6x16.7x12.3	24x16.4x12.3	30x19.7x14.4
----------------	----------------	--------------	--------------

Average fuel consumption

No load	0.2 Gal/h (0.9 lb/h)	0.2 Gal/h (0.9 lb/h)	0.3 Gal/h (1.5 lb/h)
Half load	0.3 Gal/h (1.5 lb/h)	0.3 Gal/h (1.5 lb/h)	0.5 Gal/h (2.4 lb/h)
Full load	0.4 Gal/h (2.4 lb/h)	0.4 Gal/h (2.4 lb/h)	0.7 Gal/h (3.1 lb/h)

Performance – 100 °F/38 °C and 500 ft /152.4 m altitude

Air Conditioner (BTU)*	One 13,500 (HE)	One 13,500 (HE)	One 15,000
Additional watts available**	300 (0)	300 (0)	1,100 (700)
Battery Charger**	600	600	600

Engine detail

Number of cylinders/type	1/OHV	1/OHV	1/OHV
Cooling system	Air	Air	Air

Sound level – 10 ft /3 m

Half load†	72 dBA	72 dBA	66 dBA
------------	--------	--------	--------

Quiet Diesel

So quiet and smooth, you won't believe they're diesels. Setting the standard for diesel RV generators, the Quiet Diesel™ Series

RV QD 3200



Compact diesel generator for Type B & C RVs, runs one 13,500 BTU a/c

RV QD 6000



For two a/c Type A RVs, runs two 15,000 BTU a/c

RV QD 8000



For two a/c Type A RVs, runs two 15,000 BTU a/c

Generator ratings

Hertz	60	60	60
Watts	3,200	6,000	8,000
RPM	Constant	Variable	Variable
Volts	120	120	120
Amps	26.7	50	66.6
Weight	205 lbs	420 lbs	420 lbs

Dimensions

(LxWxH in inches)	30.2x17.3x18.0	36.3x23.6x22.3	36.3x23.6x22.3
-------------------	----------------	----------------	----------------

Average fuel consumption

No load	0.20 gal/h	0.13 gal/h	0.13 gal/h
Half load	0.30 gal/h	0.40 gal/h	0.49 gal/h
Full load	0.40 gal/h	0.70 gal/h	1.02 gal/h

Performance – 100 °F/38 °C and 500 ft /152.4 m altitude

Air Conditioner (BTU)	One 13,500	Two 15,000	Two 15,000
Additional watts available**	500	300	1,800
Battery Charger**	500	1,200	1,200

Engine detail

Number of cylinders/type	1	3/inline	3/inline
Cooling system	Air	Liquid	Liquid

Sound level @ 10 ft (3 m)

Half load†	71 dBA	66 dBA	66 dBA
------------	--------	--------	--------



*HE - High Efficiency Air Conditioner required. **Actual power output may vary based on other environmental conditions or application.

†Actual sound level may vary based on product installation and environmental conditions.

Cummins Onan are the most popular in RVing. Besides carbureted gasoline and LP units, electronic fuel-injected gasoline models are also available.

RV QG 5500 (QG 5500 LP)	RV QG 5500 EFI	RV QG 7000 (QG 6500 LP)	RV QG 7000 EFI
			
More power for medium-size RVs, runs two 13,500 BTU a/c	Fuel-injected, for medium-size RVs, runs two 13,500 BTU a/c	For larger two air-conditioner RVs, runs two 15,000 BTU a/c	Fuel-injected, for larger two air-conditioner RVs, runs two 15,000 BTU a/c
60	60	60	60
5,500	5,500	7,000 (6,500)	7,000
2,400	2,400	2,880	2,880
120	120	120	120
45.8	45.8	58.3 (54.2)	58.3
279 lbs	279 lbs	290 lbs	290 lbs
33.6x22.2x16.7	33.6x22.2x16.7	33.6x22.2x16.7	33.6x22.2x16.7
0.3 Gal/h (1.8 lb/h)	0.3 Gal/h	0.4 Gal/h (2.2 lb/h)	0.4 Gal/h
0.6 Gal/h (3.3 lb/h)	0.6 Gal/h	0.7 Gal/h (3.5 lb/h)	0.7 Gal/h
0.9 Gal/h (4.6 lb/h)	0.9 Gal/h	1.2 Gal/h (5.3 lb/h)	1.1 Gal/h
Two 15,000	Two 15,000	Two 15,000	Two 15,000
400 (400)	400	1,900 (1,400)	1,900
600	600	600	600
2/V-twin	2/V-twin	2/V-twin	2/V-twin
Air	Air	Air	Air
69 dBA	69 dBA	70 dBA	70 dBA

ies lowers noise, vibration and harshness levels for diesel-powered RVs.

RV QD 10000	RV QD 12500
	
For three a/c Type A RVs, runs three 15,000 BTU a/c	For three a/c Type A RVs, runs three 15,000 BTU a/c
60	60
10,000	12,500
Constant	Constant
120/240	120/240
83.3/41.7	104.0/52.0
765 lbs	770 lbs
41.4x24.5x27.0	41.4x24.5x27.0
0.11 gal/h	0.11 gal/h
0.43 gal/h	0.48 gal/h
1.0 gal/h	1.20 gal/h
Three 15,000	Three 15,000
2,100	3,800
1,200	1,200
3/inline	3/inline
Liquid	Liquid
68 dBA	69 dBA

Choosing the Right RV Generator

To determine which model is best for your RV, start by estimating your power needs. We recommend using the calculator on our website, at <http://www.cumminsonan.com/rv/select>. Once you have estimated your wattage needs, use the calculator to tell us more about your specific requirements, your preferred fuel type (whatever the RV engine uses) and whether you need 50 or 60 Hz. (In North America 60 Hz is standard.) The calculator takes it from there.



To experience our world-class service and support, go to cumminsonan.com/locator, select RV and enter your city, state and ZIP code, to find a location near you.



Cummins Power Generation

1400 73rd Ave. NE
 Minneapolis, MN 55432
 USA
 Phone 1 763 574 5000
 Toll-free 1 800 888 6626
 Fax 1 763 574 5298
www.cumminsonan.com/rv

Cummins Onan



©2012 Cummins Power Generation. All rights reserved. Cummins, Onan and the "C" logo are registered trademarks of Cummins Inc. F-1823 (3/12)

Performance you rely on.™